

Pay Your Bill via MyChart

View & Pay Your Bill Online with University's New Bill Pay Experience







Available from within your MyChart, the PatientWallet[®] is your one-stop-shop for all of your University Health Care System bills. With your PatientWallet[®], you can view and pay bills, create payment plans, communicate directly with our billing department, and more!


Pay Your Bill in 3 Easy Steps


- 1 Start by going to www.uhmychart.org. If you do not have a MyChart account, click the **Create MyChart** account link.
- 2 Once you have logged in, click the menu button in the upper, left hand corner and select **PatientWallet[®]**.
- 3 Follow the prompts to verify your identification (*you only have to do this once!*).
- 4 From there, view your payment options, set up a payment plan, or schedule a future payment.


DUE BY 05/29/2021

\$132.00

Ways To Pay    

 **Pay Online**
Visit: www.uhmychart.org

 **Pay by Phone**
Call: **844-975-3767**
Enter Pay by Phone Code: **123-456-789**

 **Pay by Mail**
Complete the form below and return in the enclosed envelope. Make check payable to **University Hospital Contract Physicians**

Perks of Your PatientWallet[®]



Schedule payments in advance
Create your own payment plan



Add all your family's bills to one PatientWallet
Manage your account without having to call



Easily find all bills & payments
Access on any device. No app needed!



Go paperless by opting in to eBills
Seamless access within your MyChart

Your PatientWallet accepts eChecks, any major credit or debit card, and HSA/FSA accounts.